



KRAL AUTO PARTS LLC

Exhaust Manifold Bolt Repair Kits

**Please scroll down to see all
Engine Fitment Diagrams**



KRAL AUTO PARTS LLC
Exhaust Manifold Bolt Repair Kits

GMC - Chevrolet

Engine Fitment Diagrams

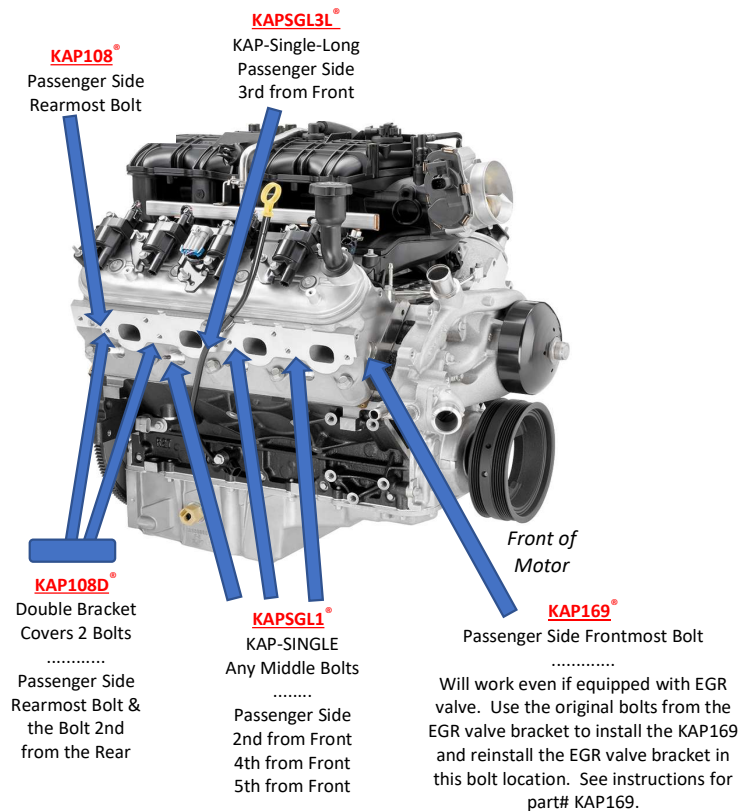
GM LS V8 Engines

| | |
|-----------------------------|-----------|
| Years 1999 - 2013 | 4.8 Liter |
| Years 1999 - 2013 | 5.3 Liter |
| Years 1999 - 2019 and Newer | 6.0 Liter |
| Years 1999 - 2013 | 6.2 Liter |

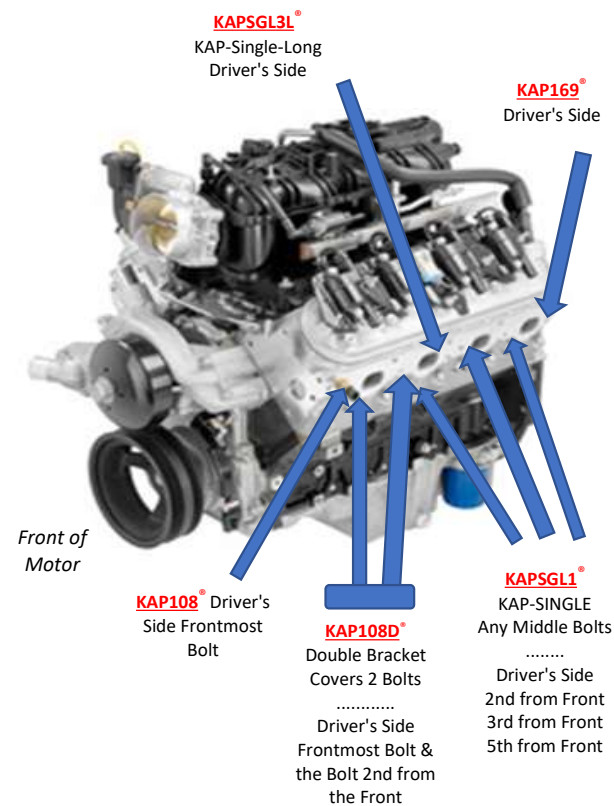
** The oil dipstick tube will be located on the passenger side of the motor.

** For year 2013 and newer engines with the oil dipstick tube on the driver side of the motor: please see the diagram for the GM Ecotec3

Passenger Side



Driver's Side



Do you have both the 3rd & 4th bolt from the front broken on the Passenger or Driver Side?

Use: Part# **KAPSINGLEDB**

Repairs 2 bolts with one bracket.

3rd & 4th bolt from the front on the driver side and/or 3rd & 4th bolt from the front on the passenger side.

Chevy CORVETTE:

Use: Part# **KAP108VETTE**

**Year 1999 - Current 6.0L and 6.2L LS engine with "Large Exhaust Port"
Passenger Rearmost and/or Driver Frontmost exhaust manifold bolt.

GM LS Ecotec3 V8 Engines

Years 2013 & Newer

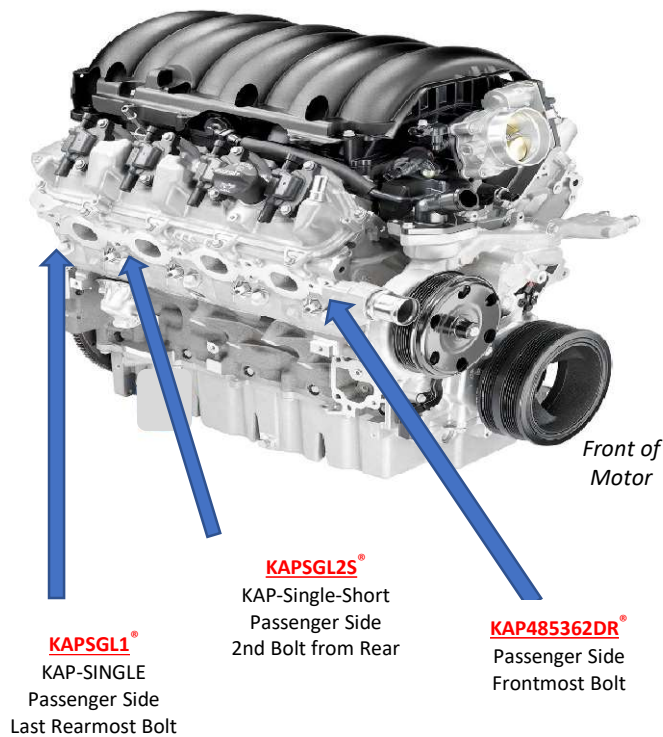
4.8 | 5.3 | 6.2 | 6.6 Liter Engines

** To identify an Ecotec3 direct injection engine:


The oil dipstick will either be located on the driver's side of the engine - or - it will be mounted to the front of the passenger side cylinder head.

** For year 2013 or 2014 engines with the oil dipstick tube mounted at the center of the cylinder head on the passenger side of the engine:
please see the diagram for the GM 1999-2013 LS V8

Passenger Side



Driver's Side



GM Small Block V8

4.3L - 265 cu in | 5.0 Liter - 305 cu in | 5.7 Liter - 350 cu in

Non LT1 with manifold running below the spark plugs

Years 1978 - 2003

****Please call before ordering if you have headers on this motor and have questions on fitment.**

These brackets may fit on older model small block Chevs. Please call for fitment information.

Passenger Side



KAP57P

Passenger Side
Rearmost Bolt

****Stock-no headers**

**** Exhaust Manifold Running
below the spark plugs**



KAP57DHDR

Passenger Side
Rearmost Bolt


****For engines with aftermarket**

KAP57D

Passenger Side
Frontmost Bolt

.....
Using this bracket on this bolt
application will require modification
to the existing bracketing on your
engine.

Driver's Side



KAP57P

Driver's Side
Frontmost Bolt

****Stock-no headers**

**** Exhaust Manifold Running below
the spark plugs**

.....

Using this bracket on this bolt
application will require
modification to the existing
bracketing on your engine.

KAP57D

Driver's Side
Rearmost Bolt
****Stock-no headers**



KAP57PHDR

Driver's Side
Rearmost Bolt
****For engines with
aftermarket
HEADERS**

Do you have an exhaust manifold running above the spark plugs?

Passenger rearmost bolt broken?

Use: Part KAP57PROP

GM Small Block LT1 V8 Engines

Mini LT1 265 | LT1 350 5.7 Liter
Years 1992 - 1999

Passenger Side



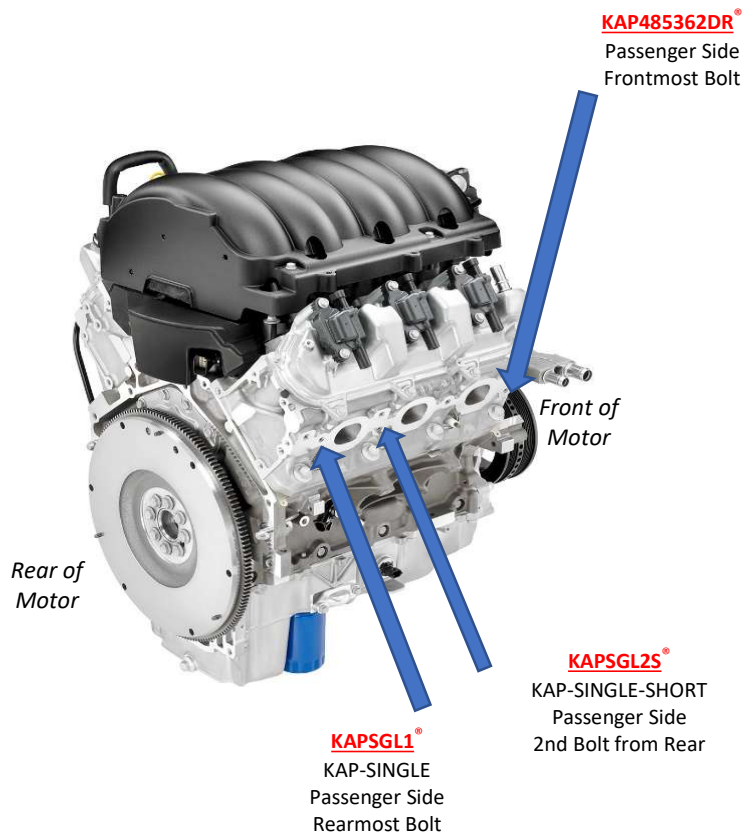
Driver's Side




GM Ecotec3 V6

4.3 Liter
Years 2013 - Current

Passenger Side



Driver's Side




GM Vortec V6

4.3 Liter
Years 1987 - 2013

****Please call before ordering if you have headers on this motor.**

Passenger Side




KAP57P
Passenger Side
Rearmost Bolt

KAP43D
Passenger Side
Frontmost Bolt

.....
Using this bracket on this bolt application
will require modification to the existing
bracketing on your engine.

Driver's Side



KAP43D
Driver's Side
Rearmost Bolt


KAP57P
Driver's Side
Frontmost Bolt

.....
Using this bracket on this bolt application will
require modification to the existing bracketing
on your engine.

GM Inline 6

4.2 Liter | 6 Cylinder LL8
Years 2002 - 2009

Passenger Side



KAP42L
Passenger Side
Rearmost Bolt

Front of
Motor

KAPSG3L
KAP-SINGLE-LONG
Passenger Side
2nd Bolt from Front
3rd Bolt from Front
4th Bolt from Front
5th Bolt from Front
7th Bolt from Front
8th Bolt from Front
9th Bolt from Front

.....
Please call to order the **KAPSG3L
for this motor. The retaining/mounting bolt
for the bracket on this motor may vary.


GM Inline 5 Cylinder

3.5 Liter | 3.7 Liter
Years 2002 - 2009

Passenger Side



KAP42L
Passenger Side
Rearmost Bolt



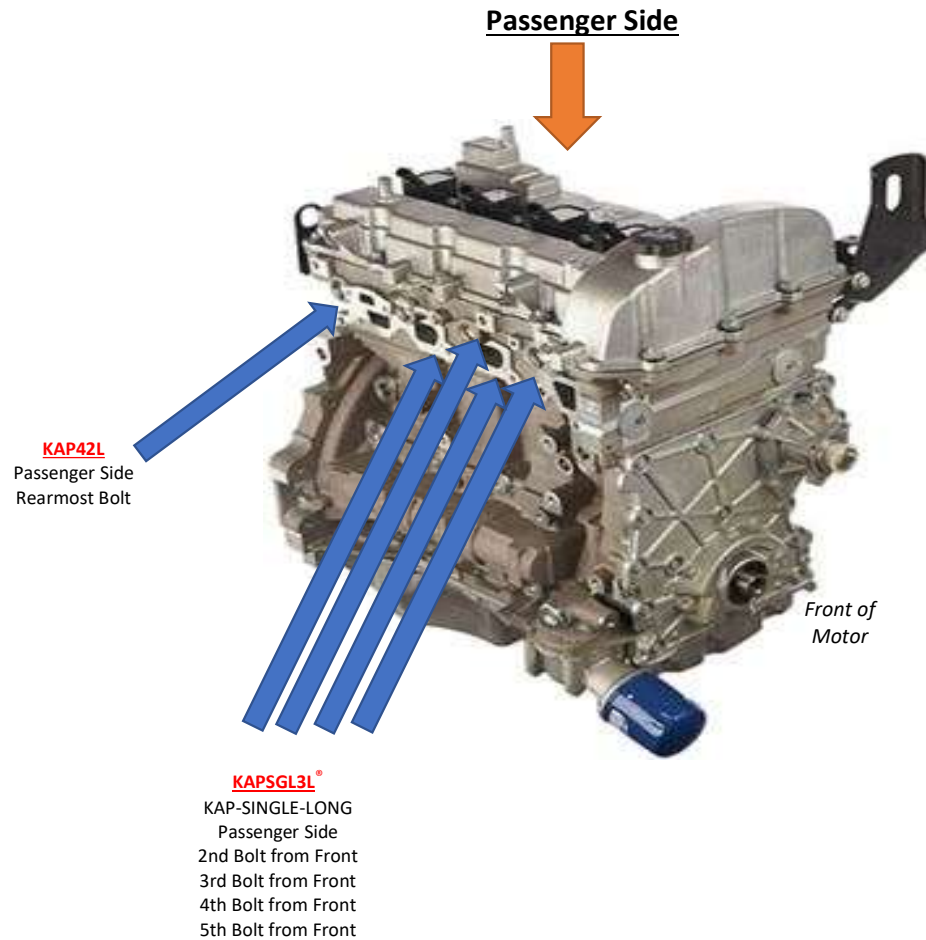
*Front of
Motor*

KAPSGL3L[®]
KAP-SINGLE-LONG
Passenger Side
2nd Bolt from Front
3rd Bolt from Front
4th Bolt from Front
5th Bolt from Front
7th Bolt from Front
8th Bolt from Front
.....

**Please call to order the KAPSGL3L[®] for this motor. The retaining/mounting bolt for the bracket on this motor may vary.

GM Inline 4 Cylinder

2.8 Liter | 2.9 Liter | 4 Cylinder LK5
Years 2002 - 2009



**Please call to order the KAP-SGL3L for this motor. The retaining/mounting bolt for the bracket on this motor may vary.



KRAL AUTO PARTS LLC
Exhaust Manifold Bolt Repair Kits

GM BIG BLOCK
Engine Fitment Diagrams

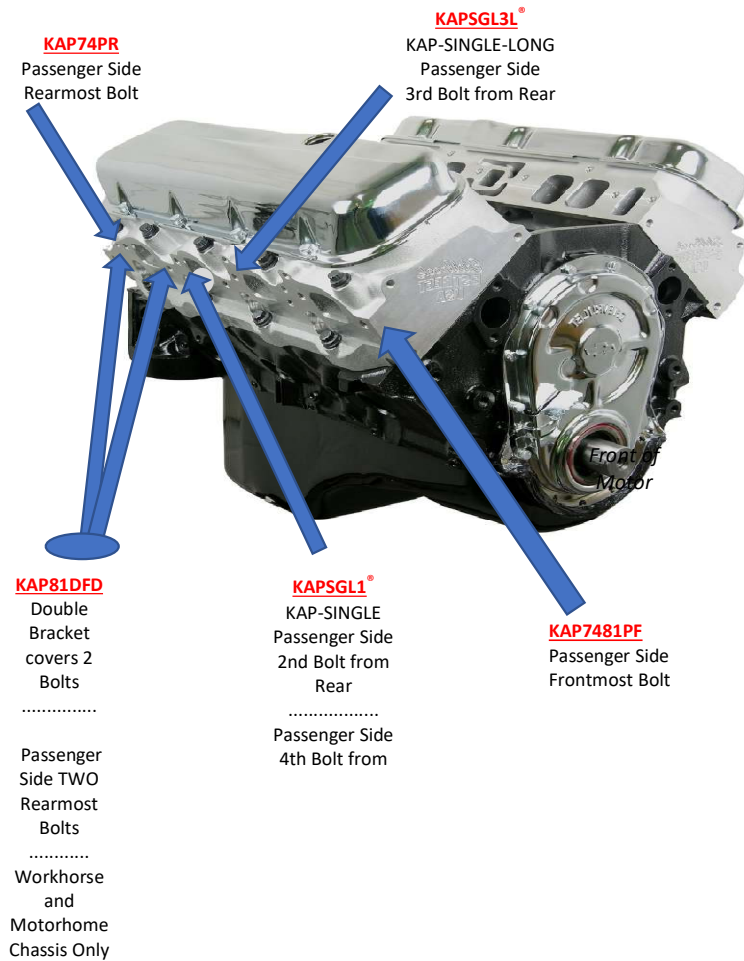
GM Big Block V8 Engines

366 ci | 396 ci | 402 ci | 427 ci | 454 ci

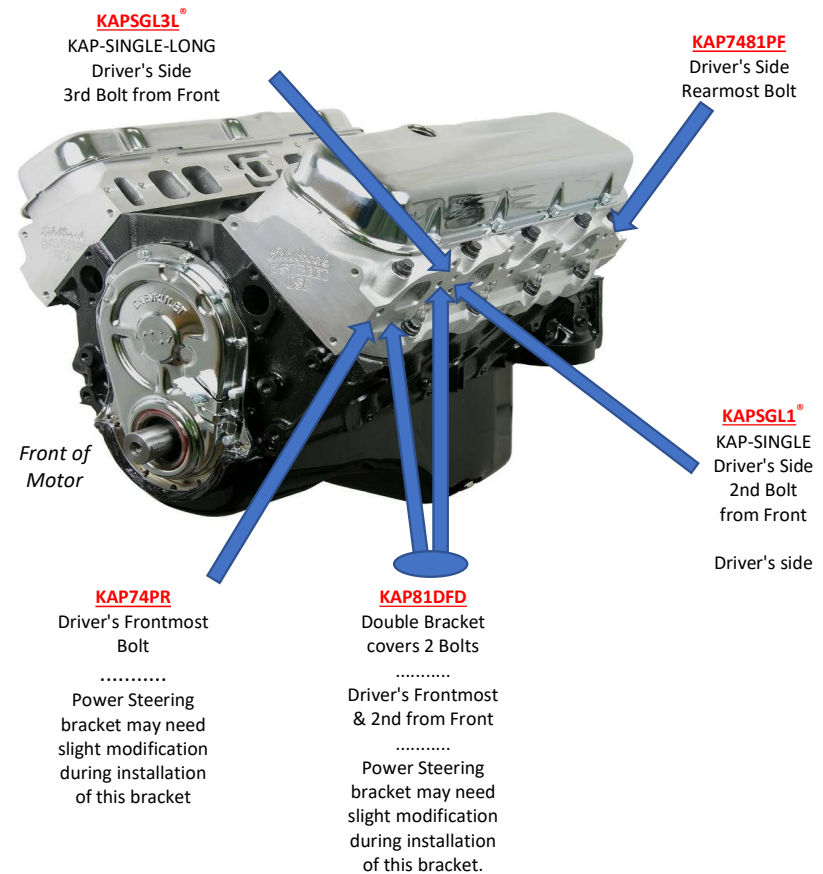
7.4 Liter

Years 1966 - 2009

Passenger Side



Driver's Side



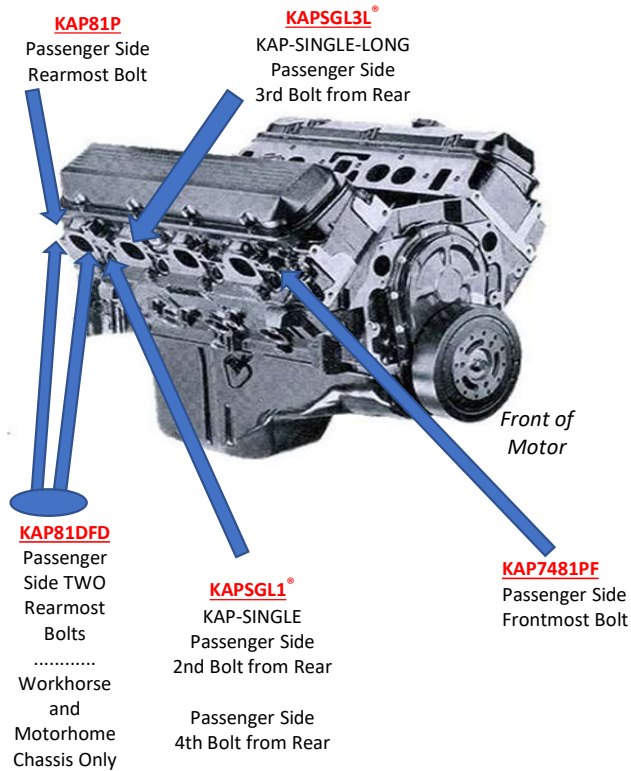
GM Big Block V8 Engines

8.1 Liter - 8100 Vortec - All Years

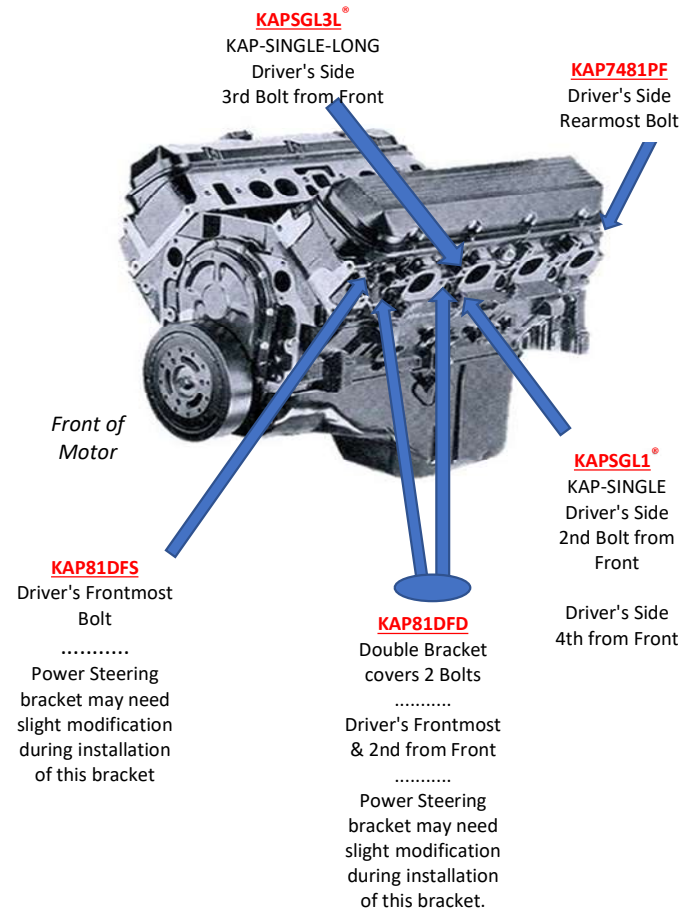
and

8.8 Liter engines - All Years

Passenger Side



Driver's Side





KRAL AUTO PARTS LLC
Exhaust Manifold Bolt Repair Kits

FORD
Engine Fitment Diagrams

Ford - Lincoln - Mercury

4.6 Liter | 5.4 Liter | 6.8L V10 Standard Engines

Years 1997 - Current

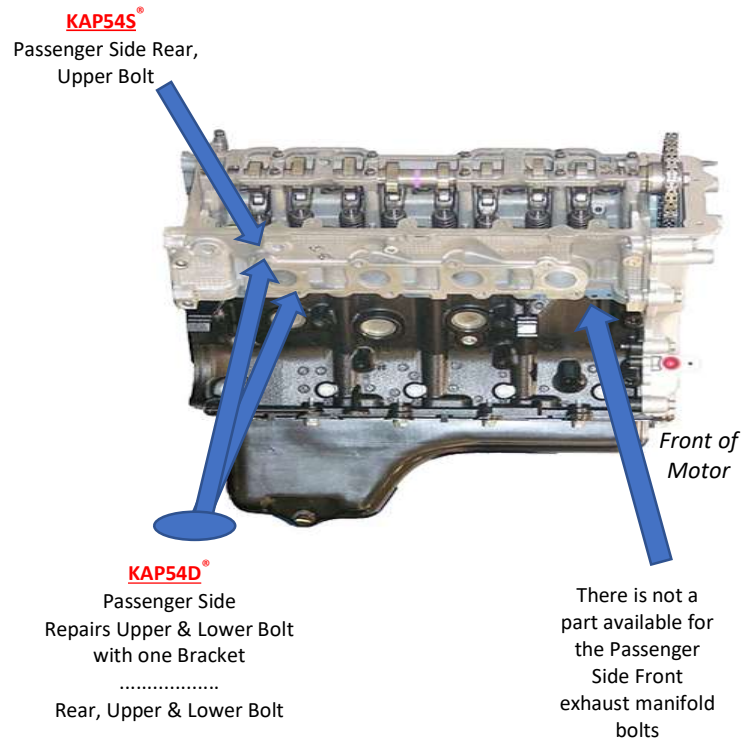
***Please confirm that you have the necessary mounting bolt holes available on your motor.**

*There should be two pre-drilled and threaded bolt holes in the cylinder head just above the upper manifold bolt on the Passenger Rear or Driver Front bolt locations on your engine. They are approximately 1/2" in diameter and 3" apart.

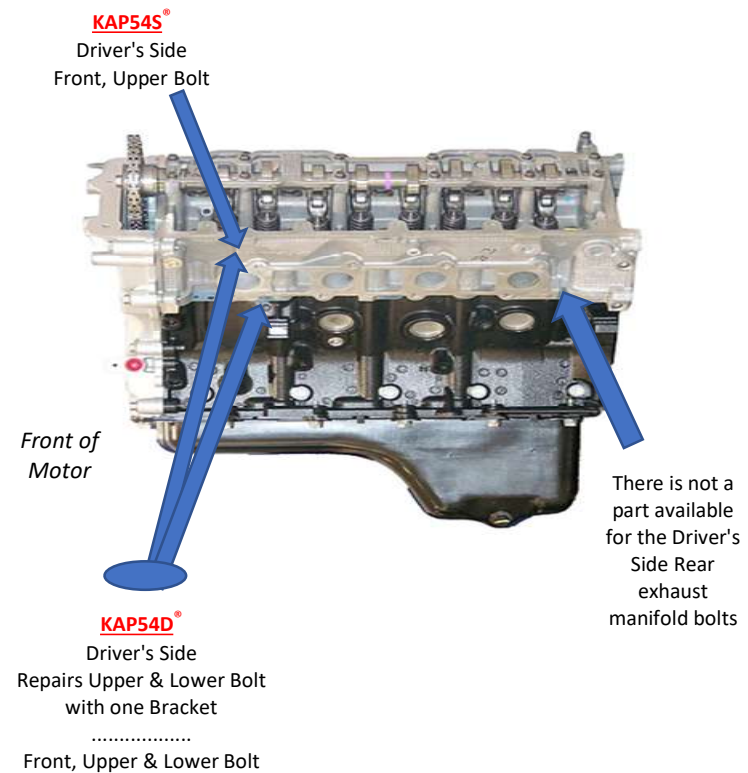
These parts will fit the STANDARD Ford 4.6L, 5.4L or the 6.8L V10 engines only.

*These parts will not fit the Ford TRITON 3-Valve Engines.

Passenger Side



Driver's Side



Ford - Lincoln - Mercury

4.6 Liter Triton 3-valve | 5.4 Liter Triton 3-valve | 6.8L V10 Triton 3-valve
Years 2003 - Current

***Please confirm that you have the necessary mounting bolt holes available on your motor.**

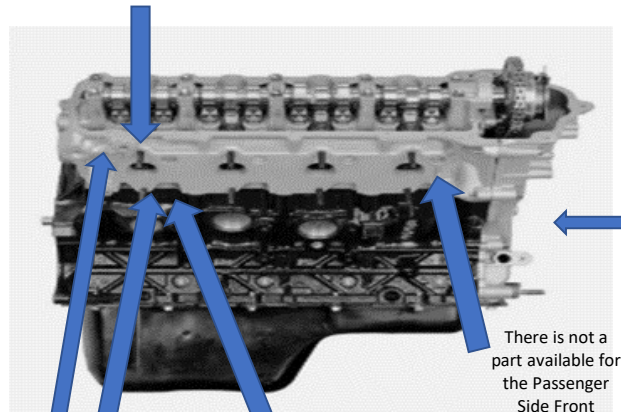
*There should be two pre-drilled bolt holes in the cylinder head just above the upper manifold bolt on the Passenger Rear or Driver Front bolt locations on your engine. They are about 2 1/2 inches apart. The larger of the two bolt holes is threaded. The smaller of the two bolt holes is not threaded and the smaller hole is closer to your upper exhaust manifold bolt.

*These parts will fit the Ford TRITON 3-Valve Engines only.

These parts will not fit the STANDARD Ford 4.6L, 5.4L or the 6.8L V10 engines.

Passenger Side

KAP54TRITONS
Passenger Side Rear,
Upper Bolt



KAP54TRITOND
Passenger Side 2 Rearmost
Repairs Upper & Lower Bolt
with one Bracket
.....
Rear, Upper & Lower Bolt


KAP54TRITONL
Passenger Side
Repairs Rear Lower Bolt only
.....
Rear, Lower Bolt

There is not a
part available for the
Passenger
Side Front
exhaust manifold
bolts

Front of
Motor

Driver's Side

KAP54TRITONS
Driver's Side
Front, Upper Bolt



KAP54TRITOND
Driver's Side 2 Frontmost
Repairs Upper & Lower Bolt
with one Bracket
.....
Front, Upper & Lower Bolt


KAP54TRITONL
Driver's Side
Repairs Front Lower Bolt only
.....
Front, Lower Bolt

There is not a
part available
for the Driver's
Side Rear
exhaust
manifold bolts

Ford 460 Engine

Ford - Lincoln - Mercury 373 ci | 429 ci | 460 ci Engines
Fits All Years

Passenger Side



KAP460P
Passenger Side
Rearmost Bolt

← Front of Motor →

Driver's Side



KAP460P
Driver Side
Frontmost Bolt


.....
Modification to
existing bracketing
required

Ford - Lincoln - Mercury

6.2 Liter GAS Engine


Years 2011 - 2019

Passenger Side



KAPFG62PR
Passenger Side
Rear Upper Bolt

Driver's Side



KAPFG62PR
Driver Side
Front Upper Bolt

KAPFG62DR
Driver Side
Rear Upper Bolt